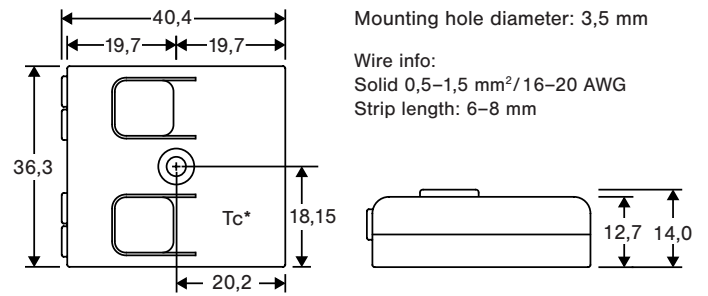


CBU-DCS

Bluetooth controllable DALI controller



Dimensions



*Tc point is on bottom side

Mounting hole diameter: 3,5 mm

Wire info:

Solid 0,5–1,5 mm²/16–20 AWG

Strip length: 6–8 mm

Dimensions are in mm.



Warning!

Hazardous voltages. Risk of electric shock or fire. Only qualified professionals should make the connections. Disconnect the mains power supply and verify its absence prior to installation.



Description

CBU-DCS is a Bluetooth controllable, Casambi enabled DALI controller. CBU-DCS does not have its own power supply. Instead, it is powered directly from a DALI bus.

CBU-DCS can be used with a DALI sensor for presence detection or daylight harvesting, or it can be used for controlling DALI drivers that have an integrated DALI bus power supply.

CBU-DCS can be controlled with Casambi app which can be downloaded free of charge from Apple App Store and Google Play Store.

Different Casambi enabled products can be used from a simple one luminaire direct control to a complete and full featured light control system where up to 250 units can automatically form an intelligent mesh network.

Disposal Instructions

In line with EU Directive 2002/96/EC for waste electrical and electronic equipment (WEEE), this electrical product must not be disposed of as unsorted municipal waste.

Please dispose of this product by returning it to the point of sale or to your local municipal collection point for recycling.

Installation

CBU-DCS draws its operating power directly from the DALI bus. For this reason, it is important to make sure that the DALI bus is externally powered. If CBU-DCS is connected directly to a DALI sensor or a DALI driver, these products must have an integrated DALI bus power supply.

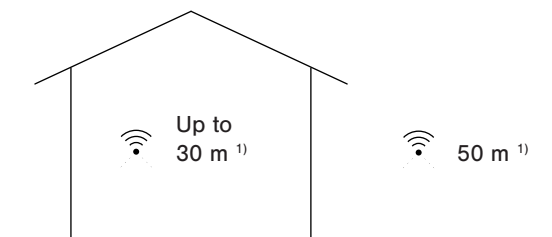
CBU-DCS draws 5 mA in idle mode with 30 mA peak current from the DALI bus. Use 0,5-1,5 mm² solid conductor electrical wires. Strip the wire 6-8 mm from the end. Press the buttons on top of the dimmer case and insert the wires into the corresponding holes. The polarity of DA1 and DA2 does not matter.

CBU-DCS has two sets of connectors. These connectors are internally connected in parallel with each other. This way the DALI bus can be routed through the product for easy installation.

CBU-DCS, as any other Casambi product, should not be placed in a metal enclosure or next to large metal structures. Metal will effectively block radio signals which are crucial to the operation of the product. A thorough connectivity testing is strongly recommended in the installation site.

Range

iPhone iOS 10 and later are supported
iPad iOS 10 and later are supported
Android 4.4 version (KitKat) and later are supported



Casambi uses mesh network technology so each CBU-DCS acts also as a repeater. Longer ranges can be achieved by using multiple Casambi units.

1) Range is highly dependant on the surrounding and obstacles, such as walls and building materials.

Technical data

Input

Voltage:	9,5–22,5 VDC
Input current when idle, I _{idle} :	5 mA
Peak input current, I _{peak} :	30 mA
Max. DALI bus current:	250 mA
Standby power:	<0,1 W

Radio transceiver

Operating frequencies:	2400-2480 MHz
Maximum output power:	+4 dBm

Operating conditions

Ambient temperature, t _a :	-20...+55°C
Max. case temperature, t _c :	+65°C
Storage temperature:	-25...+75°C
Max. relative humidity:	0...80%, non-condensing

Connectors

Wire range, solid:	0,5-1,5 mm ² 16–20 AWG
Wire strip length:	6–8 mm

Mechanical data

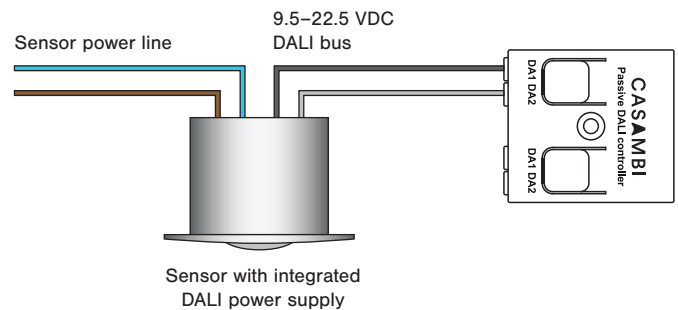
Dimensions:	40,4 x 36,3 x 14,0 mm
Weight:	15 g
Degree of protection:	IP20 (indoor use only)

Insulation

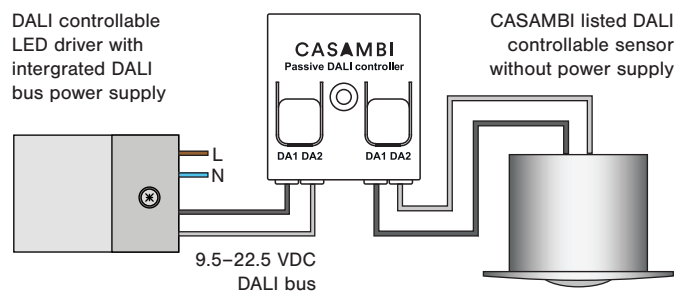
Casing to DALI:	Reinforced
-----------------	------------

Wiring diagram

Sensor



DALI LED driver and DALI sensor



Warning

Changes or modifications not expressly approved by Casambi Technologies Oy could void the user's authority to operate the equipment.

Fixture profile

DALI sensors

Profile #	Profile	Description
8650	Sensors (Daylight control, Presence)	Fixture providing presence and/or daylight sensing in the Pass-Through mode - delivering control commands observed on DALI bus.
4799	Sensors (daylight control)	Fixture providing presence and/or daylight sensing in the Pass-Through mode - delivering control commands observed on DALI bus.
8641	Sensors (Lux, Presence)	Fixture providing presence and/or daylight sensing in the Pass-Through mode - delivering control commands observed on DALI bus.

DALI

Profile #	Profile	Description
8089	1CH	Basic DALI dimmer, using address #0 for dimming channel.
8090	1CH + Sensors	Basic DALI dimmer, using address #0 for dimming channel.
8085	2CH Dim Mixer	Luminaire with dimmer and vertical ratio selector (sum of channels is same as dim level)
6902	2CH TW	Two channel warm/cool mixer.
9323	4xDim	Four channel luminaire. Dimmer #1: address #0 Dimmer #2: address #1 Dimmer #3: address #2 Dimmer #4: address #3
8843	8CH G0-G7 [Evo]	Fixture using DALI channels with custom elements. This fixture provides a dimmer control but it does NOT consume DALI address; it will be only used to multiply the output of selected custom elements. On CBU-ASD only supported attribute type is Slider
8842	8CH [Evo]	Fixture using DALI channels with custom elements. This fixture provides a dimmer control but it does NOT consume DALI address; it will be only used to multiply the output of selected custom elements. On CBU-ASD only supported attribute type is Slider
9146	BC+Sensors	Basic DALI broadcast dimmer, no short addressing required.
8079 *	Broadcast	Basic DALI broadcast dimmer, no short addressing required.
5755	DALI8/Dim,TW	Dimmer with tuneable white for CBU-DCS with DALI DT8 driver supporting TC color model: warm/cool mixing is done by DALI driver, and CBU-DCS sets dimlevel and temperature values.
8084	DALI8/Dim[WarmCool]	Single dimmer controlling both light intensity and color temperature. E.g. light is warmer at low dimming levels and cooler at high brightness levels.
8082	DALI8/Dim,RGB	3-channel (RGB) DALI DT8 dimmer supporting 'RGBWAF' color-type input: Dim and RGBWAF channels
8083	DALI8/Dim,RGBW	4-channel (RGBW) DALI DT8 dimmer supporting 'RGBWAF' color-type input: Dim and RGBWAF channels
8081	DALI8/Dim,RGB,TW	DALI DT8 dimmer with mutually exclusive RGB or TC (color temperature) controls
12893	DALI8/Dim,XY [Evolution]	Multichannel DALI DT8 dimmer supporting 'XY' color-type control
12891	DALI8/Dim,XY,TW [Evolution]	Multichannel DALI DT8 dimmer supporting 'XY' color-type control
9775	DALI PushButton Coupler [Evolution]	Casambi coupler for DALI controllers and input devices. Supports two types of inputs signals handled as actions on Casambi unit's switch presets: - DALI-scene selection and light regulation commands: scenes 0-3 activate push-button actions, control of Group 0 and/or broadcast of dimming levels and Up/Down commands adjust the active preset level. - DALI2 (IEC62368-301) push-button events: using the instance-type addressing (instance numbers 0-3) with possible light regulation (Group 0 or broadcast) accepted as additional preset-level control.
12914	RELAY 1CH Dim	Fixture using DALI channels with custom elements. ON/OFF toggle

*Default profile